

SMC Schottky Barrier Rectifier Diode 肖特基势垒整流二极管

■ Features 特点

Low forward voltage drop 低正向压降
High current capability 高电流能力
Surface mount device 表面贴装器件
Case 封装:SMC(DO-214AB)



■ Maximum Rating 最大额定值

($T_A=25^{\circ}\text{C}$ unless otherwise noted 如无特殊说明, 温度为 25°C)

| Characteristic 特性参数 | Symbol 符号 | SS 82C | SS 83C | SS 84C | SS 85C | SS 86C | SS 88C | SS 89C | SS 810C | Unit 单位 |
|----------------------------------|-----------------|------------------------------|--------|--------|--------|--------|--------|--------|---------|-----------------------------|
| Marking 印字 | | SS82 | SS83 | SS84 | SS85 | SS86 | SS88 | SS89 | SS810 | |
| Peak Reverse Voltage 反向峰值电压 | V_{RRM} | 20 | 30 | 40 | 50 | 60 | 80 | 90 | 100 | V |
| DC Reverse Voltage 直流反向电压 | V_R | 20 | 30 | 40 | 50 | 60 | 80 | 90 | 100 | V |
| RMS Reverse Voltage 反向电压均方根值 | $V_{R(RMS)}$ | 14 | 21 | 28 | 35 | 42 | 56 | 63 | 70 | V |
| Forward Rectified Current 正向整流电流 | I_F | 8 | | | | | | | | A |
| Peak Surge Current 峰值浪涌电流 | I_{FSM} | 175 | | | | | | | | A |
| Thermal Resistance J-A 结到环境热阻 | $R_{\theta JA}$ | 10 | | | | | | | | $^{\circ}\text{C}/\text{W}$ |
| Junction Temperature 结温 | T_J | 150 | | | | | | | | $^{\circ}\text{C}$ |
| Storage Temperature 储藏温度 | T_{stg} | -65to+150 $^{\circ}\text{C}$ | | | | | | | | $^{\circ}\text{C}$ |

■ Electrical Characteristics 电特性

($T_A=25^{\circ}\text{C}$ unless otherwise noted 如无特殊说明, 温度为 25°C)

| Characteristic 特性参数 | Symbol 符号 | SS82C-SS84C | SS85C-SS86C | SS88C-SS810C | Unit 单位 | Condition 条件 |
|-------------------------|--|-------------|-------------|--------------|---------|--------------------------------------|
| Forward Voltage 正向电压 | V_F | 0.55 | 0.70 | 0.85 | V | $I_F=8\text{A}$ |
| Reverse Current 反向电流 | $I_R(25^{\circ}\text{C})$ (100°C) | 0.1 5 | | 0.02 2 | mA | $V_R=V_{RRM}$ |
| Diode Capacitance 二极管电容 | C_D | 380 | | | pF | $V_R=4\text{V}$, $f=1\text{MHz}$ |

■ Typical Characteristic Curve 典型特性曲线

FIG.1-TYPICAL FORWARD CURRENT DERATING CURVE

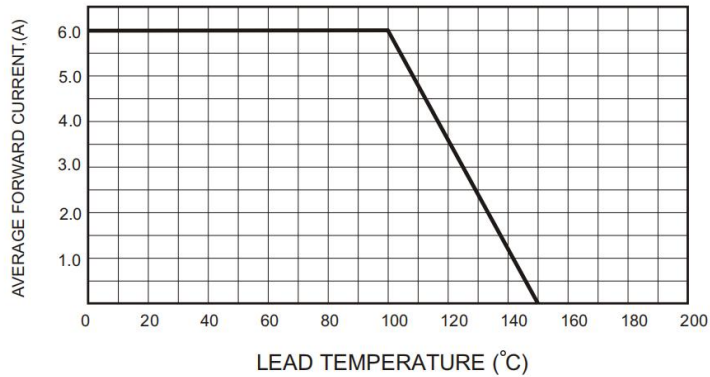


Fig.2 - MAXIMUM NON-REPETITIVE PEAK FORWARD SURGE CURRENT

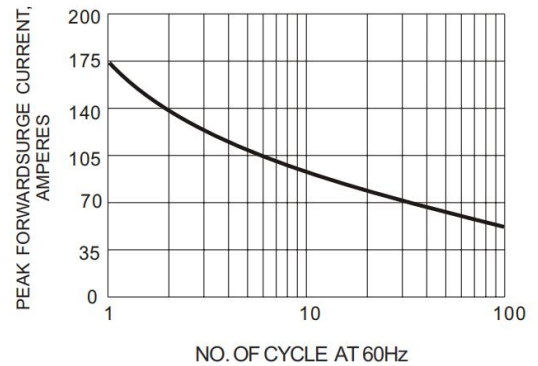


FIG.3-TYPICAL FORWARD CHARACTERISTICS

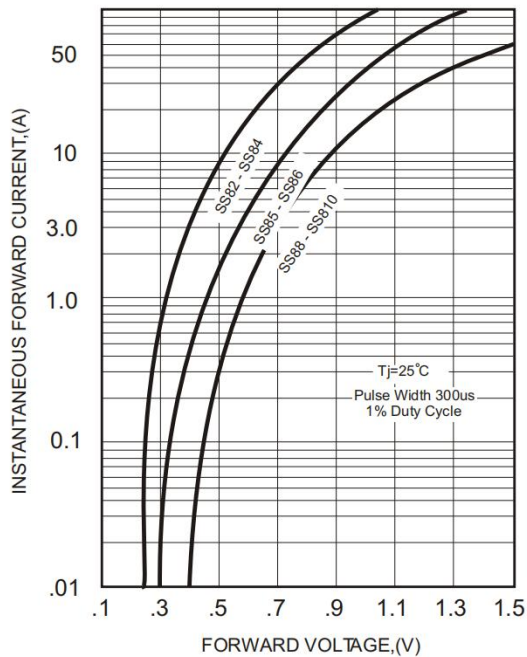
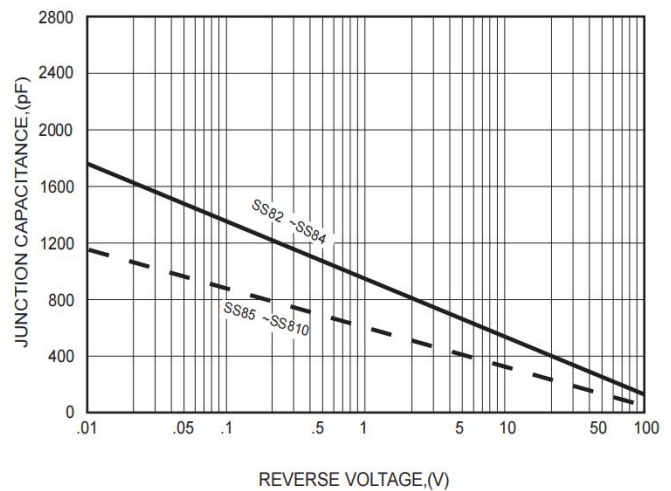
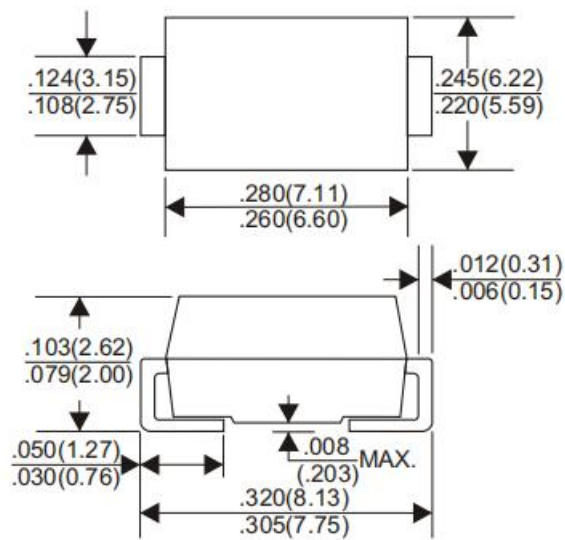


FIG.4-TYPICAL JUNCTION CAPACITANCE



■Dimension 外形封装尺寸

DO-214AB(SMC)



Dimensions in inches and (millimeters)