


SMB Schottky Barrier Rectifier Diode 肖特基势垒整流二极管

■ **Features 特点**

Low forward voltage drop 低正向压降
High current capability 高电流能力
Surface mount device 表面贴装器件
Case 封装:SMB



■ **Maximum Rating 最大额定值**

($T_A=25^{\circ}\text{C}$ unless otherwise noted 如无特殊说明, 温度为 25°C)

| Characteristic 特性参数 | Symbol 符号 | SS515B | SS520B | Unit 单位 |
|----------------------------------|-----------------|------------------------------|--------|-----------------------------|
| Marking 印字 | | SS515 | SS520 | |
| Peak Reverse Voltage 反向峰值电压 | V_{RRM} | 150 | 200 | V |
| DC Reverse Voltage 直流反向电压 | V_R | 150 | 200 | V |
| RMS Reverse Voltage 反向电压均方根值 | $V_{R(RMS)}$ | 105 | 140 | V |
| Forward Rectified Current 正向整流电流 | I_F | 5 | | A |
| Peak Surge Current 峰值浪涌电流 | I_{FSM} | 120 | | A |
| Thermal Resistance J-L 结到管脚热阻 | $R_{\theta JL}$ | 55 | | $^{\circ}\text{C}/\text{W}$ |
| Junction Temperature 结温 | T_J | 150 | | $^{\circ}\text{C}$ |
| Storage Temperature 储藏温度 | T_{stg} | -65to+150 $^{\circ}\text{C}$ | | $^{\circ}\text{C}$ |

■ **Electrical Characteristics 电特性**

($T_A=25^{\circ}\text{C}$ unless otherwise noted 如无特殊说明, 温度为 25°C)

| Characteristic 特性参数 | Symbol 符号 | SS515B | SS520B | Unit 单位 | Condition 条件 |
|-------------------------|--|-----------|--------|---------|--------------------------------|
| Forward Voltage 正向电压 | V_F | 0.92 | | V | $I_F=5\text{A}$ |
| Reverse Current 反向电流 | $I_R(25^{\circ}\text{C})$ (100°C) | 0.02 2 | | mA | $V_R=V_{RRM}$ |
| Diode Capacitance 二极管电容 | C_D | 380 | | pF | $V_R=4\text{V}, f=1\text{MHz}$ |

■ Typical Characteristic Curve 典型特性曲线

FIG.1-TYPICAL FORWARD CURRENT DERATING CURVE

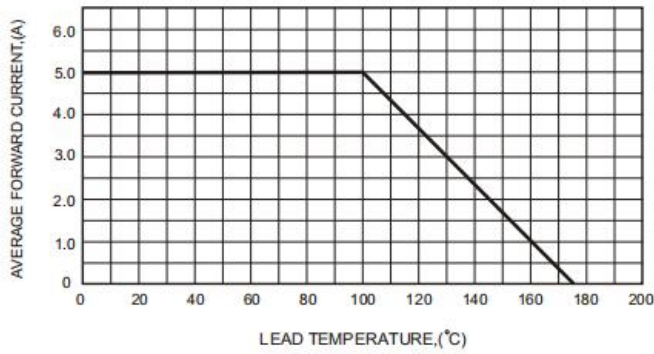


FIG.2-TYPICAL FORWARD CHARACTERISTICS

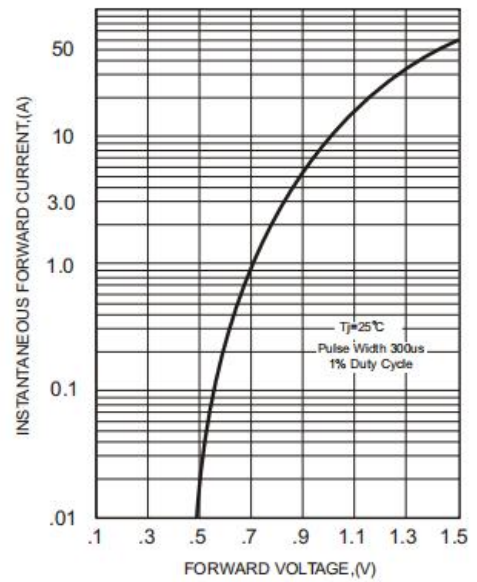


FIG.3-MAXIMUM NON-REPETITIVE FORWARD SURGE CURRENT

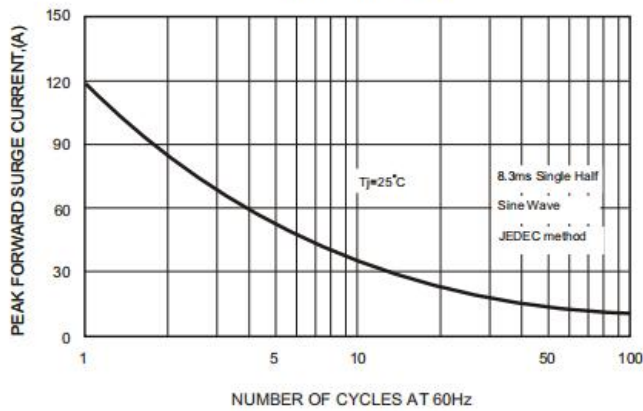


FIG.5 - TYPICAL REVERSE CHARACTERISTICS

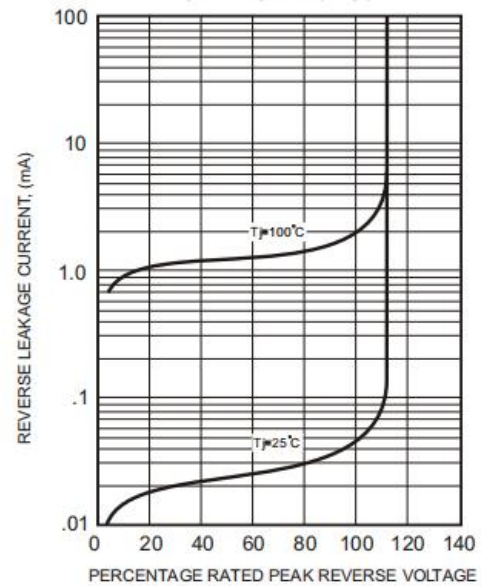
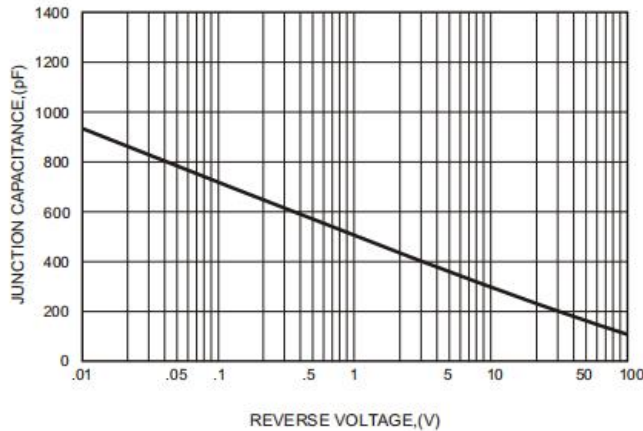
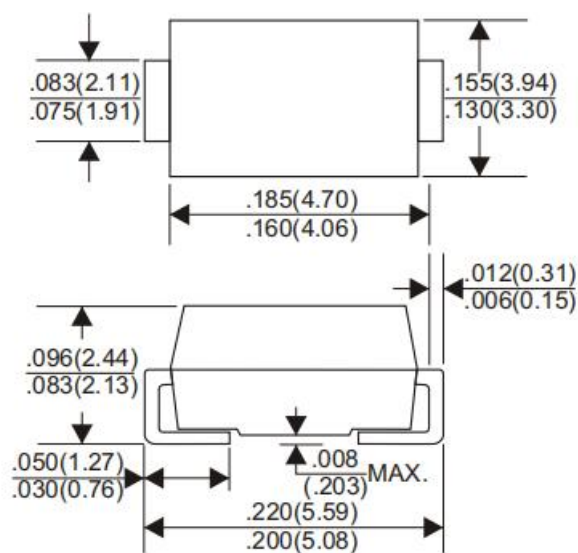


FIG.4-TYPICAL JUNCTION CAPACITANCE



■Dimension 外形封装尺寸

DO-214AA(SMB)



Dimensions in inches and (millimeters)